

TNO S2S infrastructure for upscaling perovskite solar cells

VIPERLAB Webinar 13-11-2023

Dr. V. Zardetto |



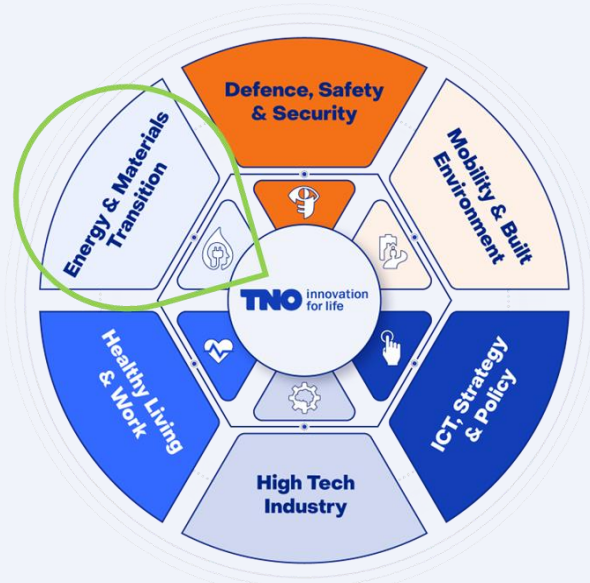
About TNO

Netherlands Organization for Applied Scientific Research

- Independent research organization connecting people and knowledge to create innovations that boost competitive strength of industry and well-being of society

TNO Energy & Materials Transition Unit

- TNO develops technologies and concepts that drastically reduce the costs of generating **renewable electricity from the sun** and the wind and increase the yield



15 locations

PV Perovskite activities in TNO

- ❑ Facilities proposed in VIPERLAB located in Eindhoven



15 locations

TNO partner in Solliance

Solliance public R&D partners



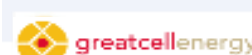
Collaboration with industry partners

Materials

Equipment

PV Producers

End-users


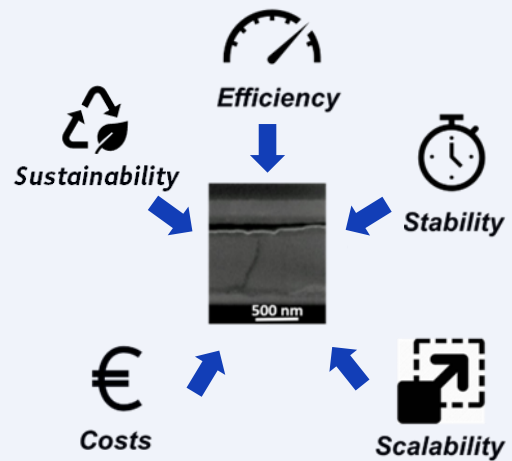


Scalable process routes

- Solution processing
- Atmospheric pressure spatial ALD
- Sputter processing
- Laser processing
- Encapsulation



TNO Scaling up perovskite technology



0.09 to 1 cm²

▪ Sputtering



▪ sALD



▪ Slot die coating



▪ Evaporation






▪ Laser scribing



▪ Encapsulation




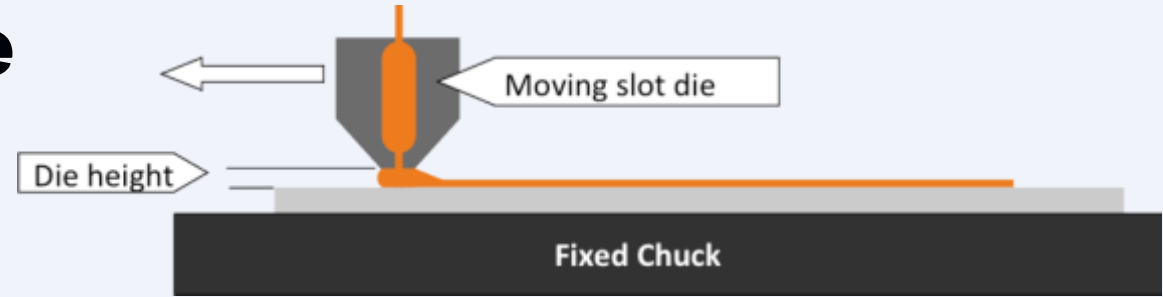
- Industrially relevant deposition methods
- Proof of concept at intermediate area
- Ambient and/or protected atmosphere
- Evaluate risks and mitigations



> 100 cm²

Solution processing: slot die

- SD allows for uniform coating on large area
- Compatible with sheet-to-sheet and roll-to-roll
- Allows for simple patterning (stripes / squares)
- Deposition of transport layers
- For perovskite challenges lie in the drying/annealing step (crystallization)
 - Process control - Vacuum quenching (3° g. S2S)
 - Ink compatible with ambient processing (S2S and R2R)
 - *Coming up gas quenching process*




Available infrastructures

Slot die coater up to 15.2 cm x 15.2 cm in inert atmosphere in combination with **vacuum quenching chamber**


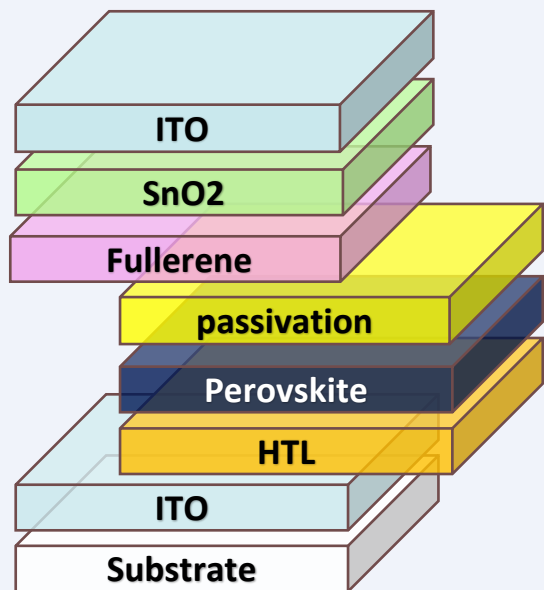
Slot die coater up to 30 cm x 40 cm in ambient atmosphere in combination with **vacuum quenching chamber**

Slot die coater up to 32 cm (width) x meters in ambient atmosphere with closed furnaces with driers of 20 m and 15 m long


(N.B. not in VIPERLAB)



Perovskite TNO Baseline



Spin coating
+ gas quenching


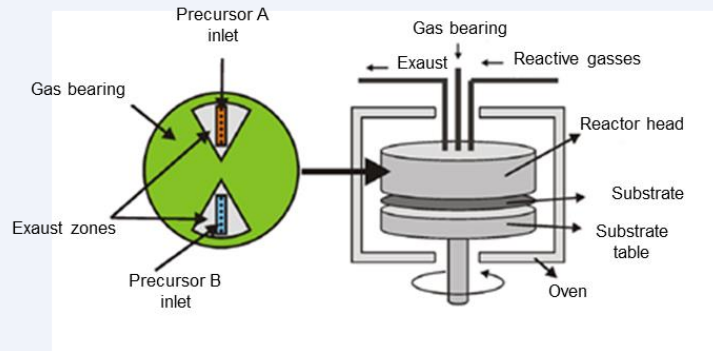
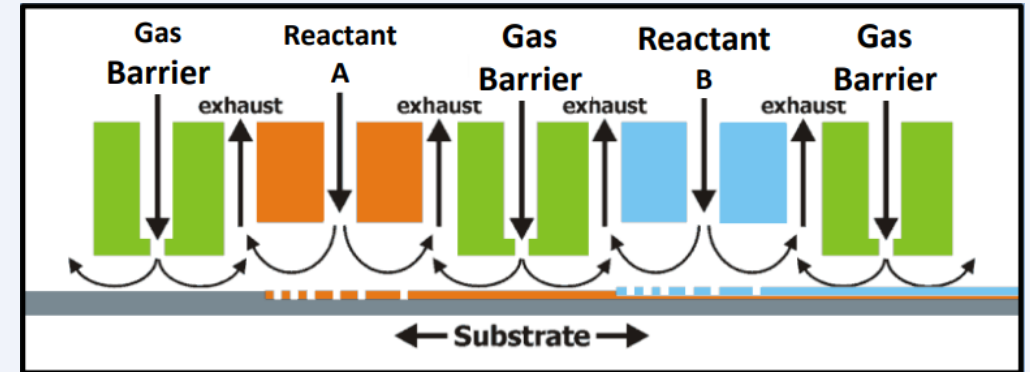


Slot die coating
+ vacuum quenching

ST-PSC type	Area (cm ²)	J _{SC} (mA cm ⁻²)	V _{OC} (V)	FF (%)	PCE (%)	MPPT (%)
Spin coating – best cell	0.09	21.6	1.128	79.8	19.5	19.6
Slot die coating – best cell	0.09	22.7	1.122	77.9	19.9	19.9

Spatial ALD

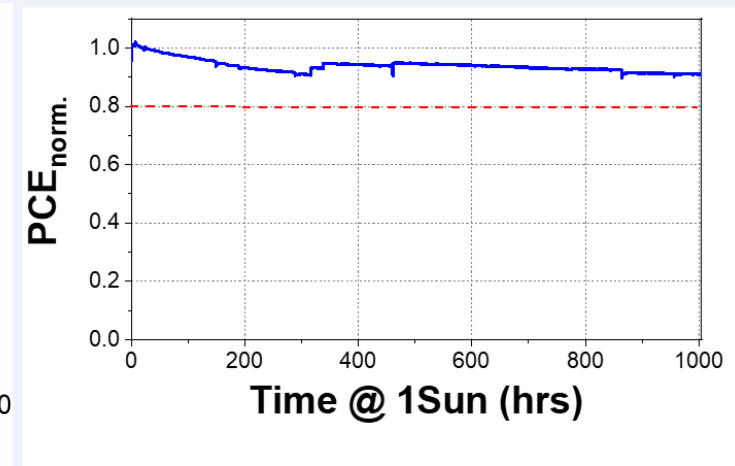
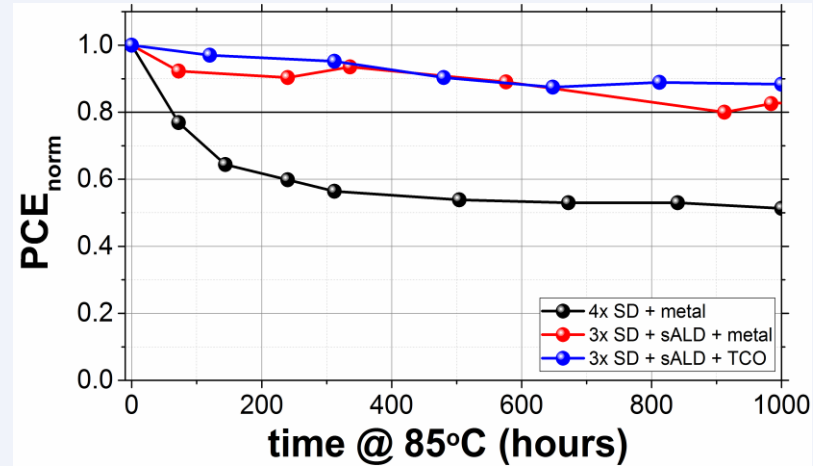
- Atmospheric pressure spatial ALD to deposit dense, pinhole free metal oxides films used as transport and buffer layers
- SnO_2 , ZnO , TiO_2 , Al_2O_3 , HfO_2 , MgO , etc...



Lab scale reactor

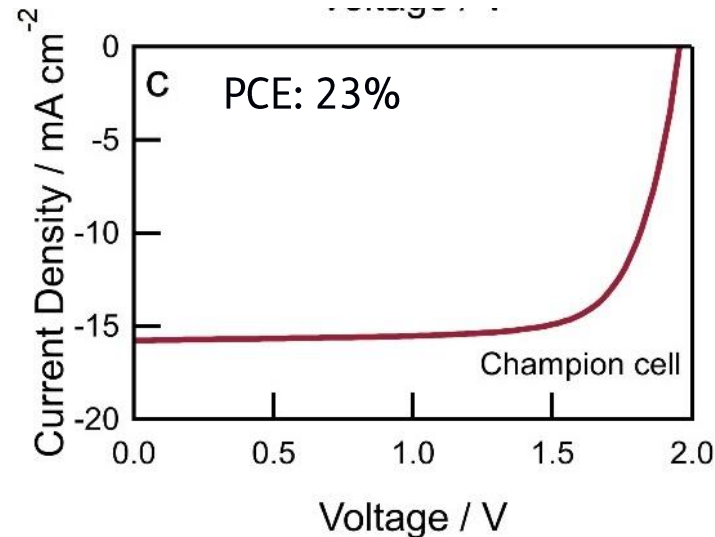
Spatial ALD: SnO₂

- sALD layer has positive effect on the long term stability of the device architecture

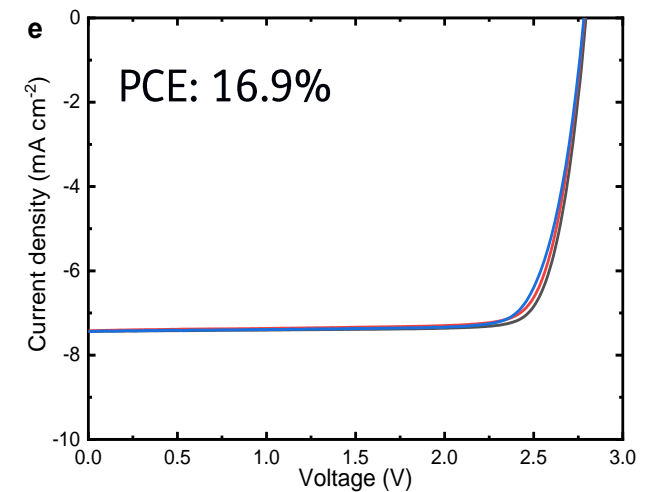


Zardetto et al., 7th WCPEC 2018, 3514-3517

- Highly dense SnO₂ is required for solution process tandem and multi junction perovskite devices



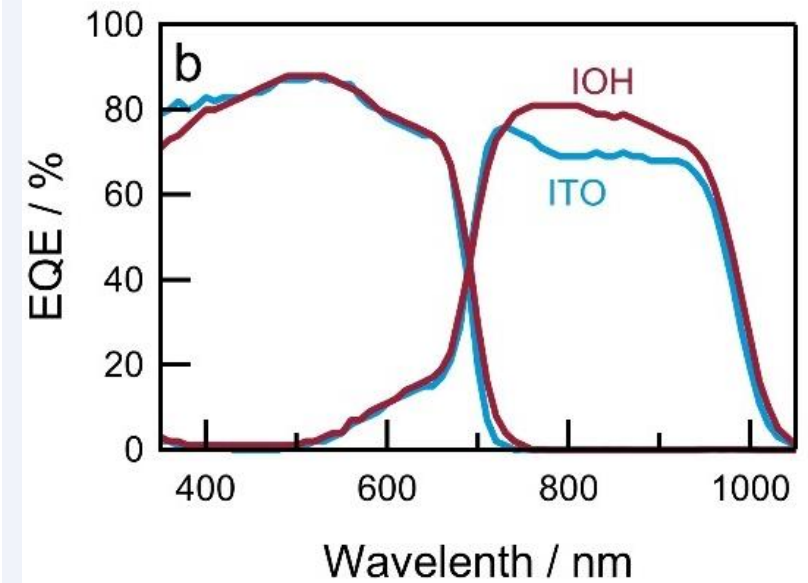
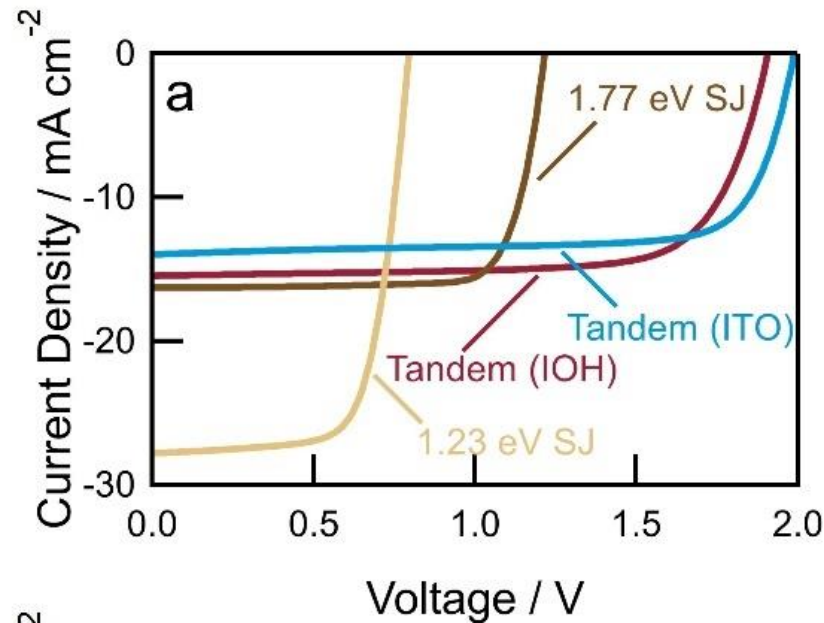
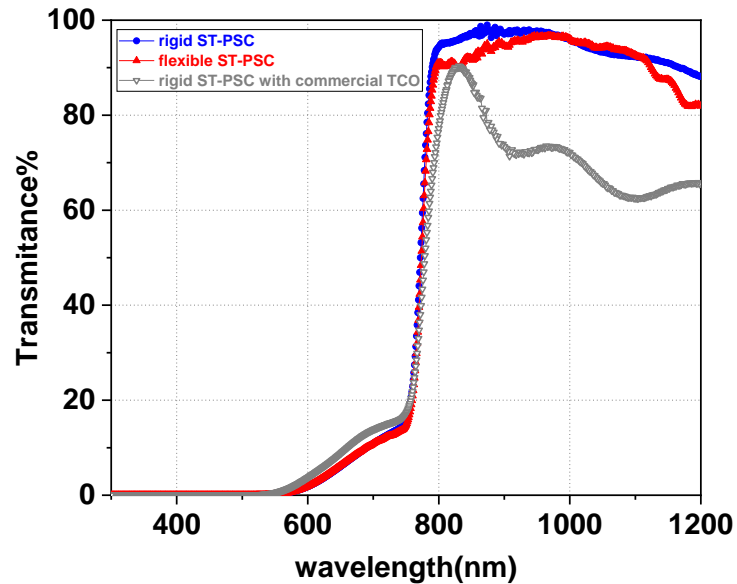
Datta et al., Advanced Materials 34 (11), 2110053



Wang et al., Nature Communications 11 (1), 5254

Sputtering processes

- Improving TCO near infrared transmittance (700 - 1200 nm) for tandem applications
 - ITO
 - InOH



Datta et al., *Advanced Materials* 34 (11), 2110053

Laser processing

Wavelengths: 355, 532, 1064 nm

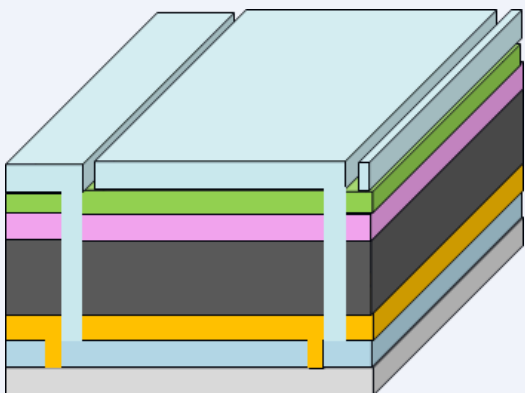
Pulses: ns, ps, fs

Powers: 0.8-10W

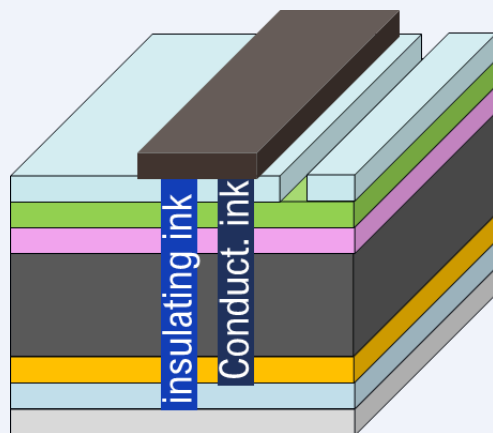
Area: up to 30 cm x 30 cm



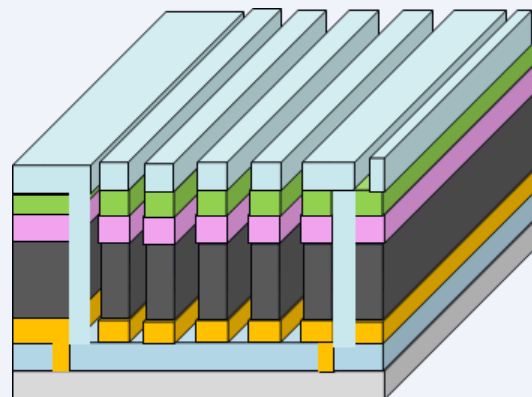
Conventional P1,P2,P3



Back end processing






Translucency



Semitransparent perovskite stack




P1
P2
P3



Encapsulation & Stability

Damp-heat test stability is achieved using several encapsulation strategies



Perovskite based large area devices


- Single junction modules
- Stability
- Tandem devices



Module Manufacturing & Interconnection

S2S processed rigid perovskite module


- Module aperture area: 10x10 cm²
- Geometric fill factor: >92%
- Bifaciality factor: >90%



Type		I _{sc} (A)	V _{oc} (V)	FF (%)	PCE (%)
ST- Module	REV	0.063	35.5	70.5	16.0
	FORW	0.063	35.2	70.9	16.0
	MPPT				16.0

S2S processed flex perovskite module


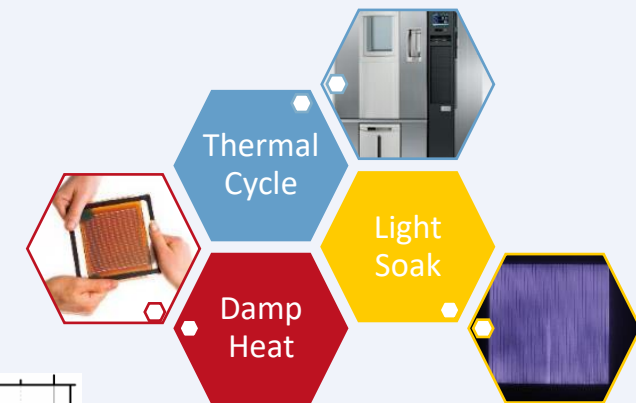
- Module aperture area: 10x10 cm²
- Geometric fill factor: >92%
- Bifaciality factor: 97%



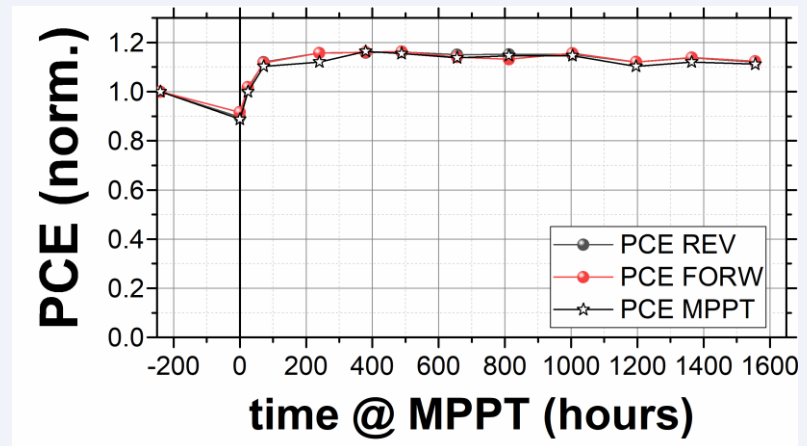
Type		I _{sc} (A)	V _{oc} (V)	FF (%)	PCE (%)
NT- Module (white BR)	REV	0.061	34.1	62.9	13.1
	FORW	0.061	34.0	62.6	12.9
	MPPT				

Module Reliability

Press release

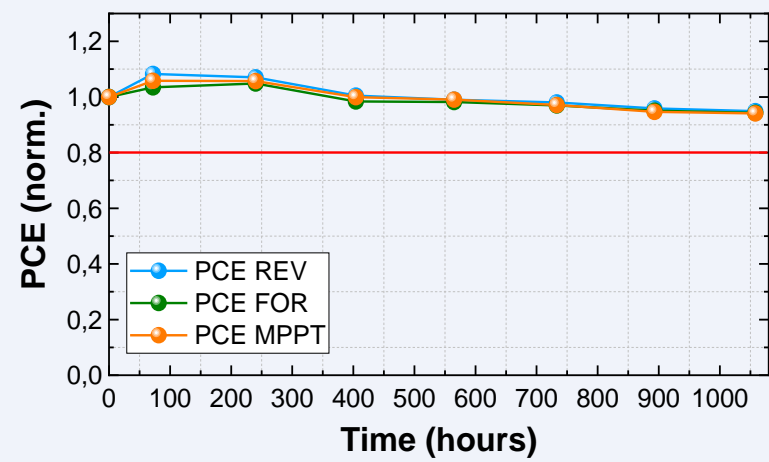


>1000 hr Light soaking test with no loss

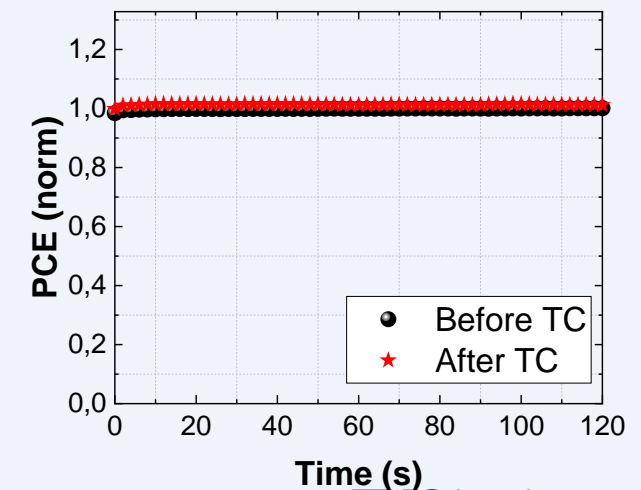


23 JAN 2020 SCALED PEROVSKITE SOLAR MODULES PASS THREE CRITICAL STABILITY TESTS


1000 hr D/H test with 92% of initial PCE



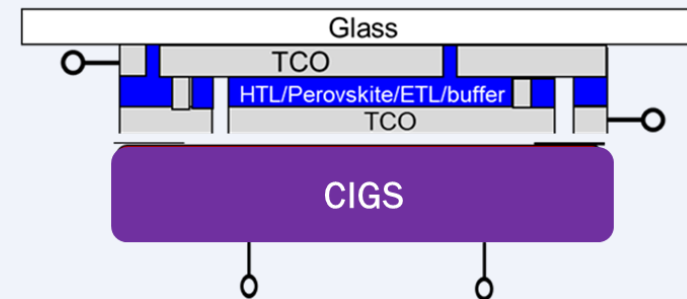
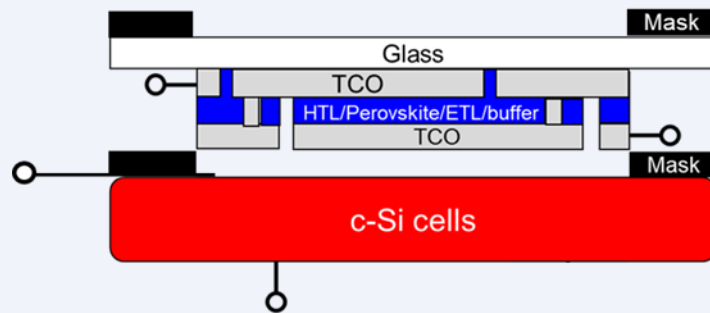
200 cycles of TC test with 98% of initial PCE



Example large area devices 4T



+



Type		I_{sc} (A)	V_{oc} (V)	FF (%)	PCE (%)
ST-Module (1.6eV) (100cm ²)	REV	0.063	35.5	70.5	15.98
	FORW	0.063	35.2	70.9	15.94
	MPPT				16.05
SHJ (1.1eV) (Masked 100cm ²)	SJ	3.93	0.717	78.8	22.21
	Bottom	1.73	0.704	78.8	9.59
4 TANDEM					25.64
Flex CIGS (1.2eV) (84.8cm ²)	SJ	1.350	1.48	74.3	17.56
	Bottom	0.479	1.40	75.0	5.93
4 TANDEM					21.98

Thanks for your attention

Giulia Lucarelli
Marcel Simor
Hero Mannetje
Manvika Singh
Mehrddad Najafi
Bart Geerligs
Yu Wu
Aravind Srinivasachari
Petra Manshanden
Victor Rosca
Arthur Weeber
Veronique Gevaerts
Sjoerd Veenstra
Gianluca Coletti

Ilker Dogan
Harrie Gorter
Anuja Vijayan
Dorrit Roosen-Melsen
Wiljan Verhees
Henri Fledderus
Anne Biezemans
Klaas Bakker
Monique van den Nieuwenhof
Niels van Loon
Marc Koetse
Peter Toonssen
Carlijn Vernooij
Jan Hoegge